

OPINION AB 01/2017
OF THE ADMINISTRATIVE BOARD
OF THE AGENCY FOR THE COOPERATION OF ENERGY REGULATORS
of 28 June 2017
on the approval of the final accounts for the financial year 2016

THE ADMINISTRATIVE BOARD OF THE AGENCY FOR THE COOPERATION OF ENERGY REGULATORS,

Having regard to Regulation (EC) No 713/2009 of the European Parliament and of the Council of 13 July 2009 establishing an Agency for the Cooperation of Energy Regulators¹, and, in particular, Article 24(5) thereof,

Having regard to Decision AB No 22/2013 of the Administrative Board of the Agency for the Cooperation of Energy Regulators of 12 December 2013 on the adoption of the Financial Regulation of the Agency for the Cooperation of Energy Regulators, and, in particular, Article 99(2) and (3) thereof,

Whereas:

- (1) On 25 April 2017, the European Court of Auditors issued its preliminary observations with a view to report on the annual accounts of the Agency for the Cooperation of Energy Regulators (hereinafter referred to as the “Agency”) for the financial year 2016.
- (2) On 13 June 2017, the Director submitted to the Administrative Board the final accounts of the Agency for the financial year 2016.

HAS ADOPTED THIS OPINION:

Article 1

The Administrative Board takes note of the preliminary observations of the European Court of Auditors on the annual accounts of the Agency for the financial year 2016, attached as Annex I to this Opinion.

Article 2

The Administrative Board hereby endorses the final accounts of the Agency for the financial year 2016, attached as Annex II to this Opinion.

Article 3

The Administrative Board invites the Director to take immediate actions to address the comments made by the Court of Auditors in its preliminary observations, where relevant, and to report, in due course, on the actions taken.

¹ OJ L211, 14.8.2009, p.1.

Article 4

This Opinion shall be communicated, together with the final accounts, to the accounting officer of the Commission, the Court of Auditors, the European Parliament, and the Council by 1 July 2017.

Done at Ljubljana, 28 June 2017.

SIGNED



Annex I



EUROPEAN
COURT
OF AUDITORS

Preliminary observations

**with a view to a report on the annual accounts
of the Agency for the Cooperation of Energy Regulators
for the financial year 2016**

These preliminary observations were adopted by Chamber IV at its meeting of 25 April 2017.

Introduction

1. The Agency for the Cooperation of Energy Regulators (hereinafter “the Agency”, aka “ACER”), which is located in Ljubljana, was created by Regulation (EC) No 713/2009 of the European Parliament and of the Council². The Agency's main task is to assist National Regulatory Authorities in exercising, at Union level, the regulatory tasks that they perform in the Member States and, where necessary, to coordinate their action. Under the REMIT regulation³, the Agency was given additional responsibilities, together with national regulatory authorities, regarding the monitoring of the European wholesale energy market.

2. **Table 1** presents key figures for the Agency⁴.

Table 1: Key figures for the Agency

	2015	2016
Budget (million euro)	11,3	15,9
Total staff as at 31 December ⁵	80	103

Source: budget published in OJ.

Information in support of the statement of assurance

3. The audit approach taken by the Court comprises analytical audit procedures, direct testing of transactions and an assessment of key controls of the Agency's supervisory and control systems. This is supplemented by evidence provided by the work of other auditors and an analysis of management representations.

² OJ L 211, 14.8.2009, p. 1.

³ Regulation (EU) No 1227/2011 of the European Parliament and of the Council (OJ L 326, 8.12.2011, p. 1), which assigns an important role to the Agency in supervising trading in wholesale energy markets across Europe.

⁴ More information on the Agency's competences and activities is available on its website: www.acer.europa.eu.

⁵ Staff includes officials, temporary and contract staff and seconded national experts.

Opinion

4. We have audited:

- a) the accounts of the Agency which comprise the financial statements⁶ and the reports on the implementation of the budget⁷ for the financial year ended 31 December 2016, and
- b) the legality and regularity of the transactions underlying those accounts,

as required by Article 287 of the Treaty on the Functioning of the European Union (TFEU).

Reliability of the accounts

Opinion on the reliability of the accounts

5. In our opinion, the accounts of the Agency for the year ended 31 December 2016 present fairly, in all material respects, the financial position of the Agency at 31 December 2016, the results of its operations, its cash flows, and the changes in net assets for the year then ended, in accordance with its Financial Regulation and with accounting rules adopted by the Commission's accounting officer. These are based on internationally accepted accounting standards for the public sector.

Legality and regularity of the transactions underlying the accounts

Revenue

Opinion on the legality and regularity of revenue underlying the accounts

6. In our opinion, revenue underlying the accounts for the year ended 31 December 2016 is legal and regular in all material respects.

Payments

Opinion on the legality and regularity of payments underlying the accounts

7. In our opinion, payments underlying the accounts for the year ended 31 December 2016 are legal and regular in all material respects.

Responsibilities of management and those charged with governance

8. In accordance with Articles 310 to 325 of the TFEU and the Agency's Financial Regulation, management is responsible for the preparation and presentation of the accounts on the basis of internationally accepted accounting standards for the public sector and for the legality and regularity of the transactions underlying them. This responsibility includes the design, implementation and maintenance of internal controls relevant to the preparation and

⁶ The financial statements comprise the balance sheet, the statement of financial performance, the cashflow statement, the statement of changes in net assets and a summary of significant accounting policies and other explanatory notes.

⁷ The reports on implementation of the budget comprise the reports which aggregate all budgetary operations and the explanatory notes.

presentation of financial statements that are free from material misstatement, whether due to fraud or error. Management is also responsible for ensuring that the activities, financial transactions and information reflected in the financial statements are in compliance with the authorities which govern them. The Agency's management bears the ultimate responsibility for the legality and regularity of the transactions underlying the accounts.

9. In preparing the accounts, management is responsible for assessing the Agency's 'ability to continue as a going concern, disclosing, as applicable, matters related to going concern and using the going concern basis of accounting.

10. Those charged with governance are responsible for overseeing the Agency's financial reporting process.

Auditor's responsibilities for the audit of the accounts and underlying transactions

11. Our objectives are to obtain reasonable assurance about whether the accounts of the Agency are free from material misstatement and the transactions underlying them are legal and regular and to provide, on the basis of our audit, the European Parliament and the Council or other respective discharge authorities with a statement of assurance as to the reliability of the accounts and the legality and regularity of the transactions underlying them. Reasonable assurance is a high level of assurance, but is not a guarantee that an audit will always detect a material misstatement or non-compliance when it exists. These can arise from fraud or error and are considered material if, individually or in the aggregate, they could reasonably be expected to influence the economic decisions of users taken on the basis of these accounts.

12. An audit involves performing procedures to obtain audit evidence about the amounts and disclosures in the accounts and the legality and the regularity of the transactions underlying them. The procedures selected depend on the auditor's judgment, including an assessment of the risks of material misstatement of the accounts and of material non-compliance of the underlying transactions with the requirements of the legal framework of the European Union, whether due to fraud or error. In making those risk assessments, internal controls relevant to the preparation and fair presentation of the accounts and legality and regularity of underlying transactions, is considered in order to design audit procedures that are appropriate in the circumstances, but not for the purpose of expressing an opinion on the effectiveness of internal controls. An audit also includes evaluating the appropriateness of accounting policies used and the reasonableness of accounting estimates made by the management, as well as evaluating the overall presentation of the accounts.

13. For revenue, we verify the subsidy received from the Commission and assess the Agency's procedures for collecting fees and other income, if any.

14. For expenditure, we examine payment transactions when expenditure has been incurred, recorded and accepted. Advance payments are examined when the recipient of funds provides justification for their proper use and the Agency accepts the justification by clearing the advance payment, whether in the same year or later.

15. In preparing this report and Statement of Assurance, we considered the audit work of the independent external auditor performed on the Agency's accounts as stipulated in Article 208(4) of the EU Financial Regulation⁸.

[Other matter

16. Without calling into question the opinion expressed in paragraphs 4 to 15, the Court draws attention to the fact that the annual accounts of the Agency were verified by an independent external auditor and that the Court considered the verification results when preparing its own audit opinion, as stipulated in Article 208(4) of the EU Financial Regulation. Under International Standards on Auditing, an auditor making use of another auditor's results is required to review their reliability. This review work is ongoing and the Court's opinion on the reliability of the accounts is subject to confirmation of the reliability of the independent external auditor's results.]

17. The comments which follow do not call the Court's opinion into question.

Comments on internal controls

18. In its audit report dated May 2016, the Commission's Internal Audit Service (IAS) highlighted a strong need to clarify roles and responsibilities and to analyse workload in the procurement cell in order to achieve more efficient processes and procedures. It also concluded that procurement planning and monitoring needs to be significantly improved. The Agency and IAS agreed on a plan to take corrective action.

Comments on budgetary management

19. The Agency carried over 4,9 million euro, i.e. 86 % of committed appropriations for Title III operational expenditure (2015: 1,4 million euro, i.e. 59 %). As was the

⁸ Regulation (EU, Euratom) No 966/2012 of the European Parliament and of the Council (OJ L 298, 26.10.2012, p. 1).

case in previous years, carry-overs mainly relate to the implementation of the REMIT Regulation on wholesale energy market integrity and transparency⁹ with 4,7 million euro in 2016 (2015: 1,1 million euro). For Title II administrative expenditure the Agency carried over 1 million euro, i.e. 38 % of committed appropriations (2015: 0,8 million euro, i.e. 35 %).

20. The increasing level of carry overs is a matter of concern and in contradiction with the budgetary principle of annuality. It is directly linked to a concentration of procurement procedures finalised and contracts signed late in the year, leading to deliveries and/or payments in the following year. In 2016, 98 out of 299 contracts were signed in November and December (5 976 122,47 euro or 40 % of the total value of contracts concluded in 2016). The Agency may consider introducing differentiated budget appropriations to better reflect the multi annual nature of operations and unavoidable delays between the signature of contracts, deliveries and payments.

Follow-up of previous years' comments

21. An overview of the corrective action taken in response to the Court's comments from previous years is provided in **Annex**.

Annex

Follow-up of previous years' comments

⁹ Regulation (EU) No 1227/2011.

Year	Court's comment	Status of corrective action (Completed / Ongoing / Outstanding / N/A)
2014	According to the Seat Agreement between the Agency and the Slovenian government a European School will be established in Slovenia. However, more than four years after the agreement no European School has been set up.	Outstanding
2015	The Agency carried over 1,36 million euro, i.e. 59 % of its committed appropriations for Title III operational expenditure (2014: 1,57 million euro, i.e. 62 %). These carry-overs were mainly related to the implementation of REMIT (1,1 million euro), a complex operational activity on wholesale energy market integrity and transparency of a multiannual nature. The Agency also carried over 0,79 million euro, i.e. 35 % (2014: 0,98 million euro, i.e. 41 %) of committed appropriations for Title II administrative expenditure, mainly related to studies and services not yet delivered in 2015.	N/A

**Final Accounts of the European Agency
for the Cooperation of Energy Regulators**

and

**Report on Budgetary and Financial
Management**

1 January – 31 December 2016

Table of Contents

CERTIFICATION OF ANNUAL ACCOUNTS	3
INTRODUCTION	4
LEGAL BASIS	4
BACKGROUND INFORMATION	5
FINANCIAL STATEMENTS	5
STATEMENT OF FINANCIAL PERFORMANCE	6
BALANCE SHEET	7
CASH FLOW STATEMENT	8
STATEMENT OF CHANGES IN NET ASSETS	9
NOTES TO THE FINANCIAL STATEMENTS.....	9
STATEMENT OF FINANCIAL PERFORMANCE - NOTES	10
BALANCE SHEET - NOTES.....	11
REPORT ON BUDGETARY AND FINANCIAL MANAGEMENT	20
BUDGETARY OUTTURN ACCOUNT	22
BUDGET IMPLEMENTATION.....	23
BUDGETARY OUTTURN RECONCILIATION.....	37
BUDGETARY MANAGEMENT.....	38
ESTABLISHMENT PLAN	47

CERTIFICATION OF ANNUAL ACCOUNTS

The annual accounts of the Agency for the Cooperation of Energy Regulators (hereinafter 'the Agency') for the year 2016 have been prepared in accordance with Title IX of the Agency's Financial Regulation as well as the accounting rules adopted by the European Commission's Accounting Officer and the accounting principles and methods adopted by myself.

I acknowledge my responsibility for the preparation and presentation of the annual accounts of the Agency in accordance with Article 50 of the Agency's Financial Regulation.

I have obtained from the authorising officer, who certified its reliability, all the necessary information for the production of the accounts that show the Agency's assets and liabilities and the budgetary implementation.

I hereby certify that based on this information, and on such checks as I deemed necessary to sign off the accounts, I have a reasonable assurance that the accounts present fairly, in all material aspects, the financial position, the results of the operations and the cash-flow of the Agency.

30 May 2017

signed electronically

Rodica Mandroc,
Accounting and Budget Officer

INTRODUCTION

LEGAL BASIS

The Agency for the Cooperation of Energy Regulators with seat in Ljubljana (Slovenia) has been established by Regulation (EC) No 713/2009 of the European Parliament and of the Council of 13 July 2009 (the “founding Regulation”).

The overall mission of the Agency, according to its founding Regulation, is to assist national regulatory authorities (NRAs) in exercising, at Union level, the regulatory tasks performed in the Member States and, where necessary, to coordinate their action.

The Agency’s activities are also governed by the following regulations:

- Regulation (EC) No 713/2009 of the European Parliament and of the Council of 13 July 2009 establishing an Agency for the Cooperation of Energy Regulators;
- Directive 2009/72/EC of the European Parliament and of the Council of 13 July 2009 concerning common rules for the internal market in electricity and repealing Directive 2003/54/EC;
- Directive 2009/73/EC of the European Parliament and of the Council of 13 July 2009 concerning common rules for the internal market in natural gas and repealing Directive 2003/55/EC;
- Regulation (EC) 714/2009 of the European Parliament and of the Council of 13 July 2009 on conditions for access to the network for cross-border exchanges in electricity and repealing Regulation (EC) No 1228/2003;
- Regulation (EC) No 715/2009 of the European Parliament and of the Council of 13 July 2009 on conditions for access to the natural gas transmission networks and repealing Regulation (EC) No 1775/2005;
- Regulation (EU) No 838/2010 of 23 September 2010 of the European Parliament and of the Council on Inter-TSO Compensation Mechanism;
- Regulation (EU) No 1227/2011 of 25 October 2011 of the European Parliament and of the Council on wholesale energy market integrity and transparency;
- Regulation (EU) No 347/2013 of 17 April 2013 of the European Parliament and of the Council on guidelines for trans-European energy infrastructure and repealing Decision No 1364/2006/EC and amending Regulation (EC) No 713/2009, (EC) No 714/2009 and (EC) No 715/2009;
- Commission Regulation (EU) 2015/1222 of 24 July 2015 establishing guideline on capacity allocation and congestion management;
- Commission Regulation (EU) 2016/631 of 14 April 2016 establishing a network code on requirements for grid connection of generators;

- Commission Regulation (EU) 2016/1388 of 17 August 2016 establishing a network code on demand connection;
- Commission Regulation (EU) 2016/1447 of 26 August 2016 establishing a network code on requirements for grid connection of high voltage direct current systems and direct current-connected power park modules;
- Commission Regulation (EU) 2016/1719 of 26 September establishing a guideline on forward capacity allocation.

BACKGROUND INFORMATION

According to the founding Regulation, the Agency's governing bodies on administrative matters are the Administrative Board and the Director.

The Director of the Agency, Mr Alberto Pototschnig, is, according to Article 17 of the founding Regulation, responsible for representing the Agency and in charge of its management.

The Administrative Board, chaired by Ms Romana Jordan, is composed of nine members with two members appointed by the European Parliament, five members appointed by the Council and two members appointed by the Commission. Each member has an alternate.

The Administrative Board shall give an opinion on the final accounts of the Agency as drawn up by the Director in accordance with Article 24(4) and (5) of the founding Regulation.

The Agency's expenditures for 2016 were integrally financed through an annual subsidy from the general budget of the European Union.

In accordance with Article 43(1) of the Decision AB No. 22/2011 of the Administrative Board of the Agency for the Cooperation of Energy Regulators of 22 September 2011, Ms Rodica Mandroc was appointed on 22 September 2011 as the Accounting and Budget Officer of the Agency¹⁰.

The following accounts together with a report on budgetary and financial management have been drawn up in accordance with Articles 92 – 99 of Decision AB 22/2013 of the Administrative Board of the Agency for the Cooperation of Energy Regulators of 12 December 2013 on the adoption of the Financial Regulation of the Agency for the Cooperation of Energy Regulators ('the Agency's Financial Regulation) and Article 24 of the founding Regulation.

FINANCIAL STATEMENTS

The revenues of the Agency's mainly comprise the annual subsidy from the general budget of the Union (€15,343,698.25) and some minor revenues (€917.35) recorded during the year steaming from exchange rate gains.

¹⁰ AB Decision No. 23/2011 of the Administrative Board of the Agency for the Cooperation of Energy Regulators of 22 September 2011.

The Statement of Financial Performance for the year ending 31 December 2016 shows a result of €1,519,004.03 compared to €1,364,055.55 at the end of 2015.

The impact on the budgetary result is presented and detailed in the second part of this annual accounts report.

The following financial statements and notes have been drawn up for the financial year ending 31 December 2016.

STATEMENT OF FINANCIAL PERFORMANCE

<i>for the year ending 31 December 2016</i>	Notes	1 January - 31 December 2016 €	1 January - 31 December 2015 €
REVENUE	1		
European Commission subsidy		15,343,698.25	10,513,574.00
Other operating revenue		917.35	1,036.64
TOTAL OPERATING REVENUE		15,344,615.60	10,514,610.64
ADMINISTRATIVE AND OPERATIONAL EXPENSES	2		
Staff expenses		6,591,352.88	5,537,264.41
Fixed asset related expenses		1,462,977.03	201,703.51
Other administrative expenses		2,746,351.82	2,529,149.53
Operational expenses		3,024,791.64	882,197.64
TOTAL ADMINISTRATIVE AND OPERATIONAL EXPENSES		13,825,473.37	9,150,315.09
SURPLUS/(DEFICIT) FROM OPERATING ACTIVITIES		1,519,142.23	1,364,295.55
FINANCIAL OPERATIONS	3		
Financial operations expenses		138.20	240.00
SURPLUS/ (DEFICIT) FROM FINANCIAL ACTIVITIES		(138.20)	(240.00)
ECONOMIC RESULT OF THE YEAR		1,519,004.03	1,364,055.55

BALANCE SHEET

		ASSETS		
<i>as of 31 December 2016</i>		Notes	1 January - 31 December 2016 €	1 January - 31 December 2015 €
NON-CURRENT ASSETS				
Intangible fixed assets	4		3,815,104.89	5,087,602.90
Tangible fixed assets	5		439,352.83	371,230.39
Plant and equipment			0.00	234.36
Computer hardware			300,414.08	189,628.36
Furniture and vehicles			78,051.87	71,451.92
Other fixtures and fittings			60,886.88	109,915.75
TOTAL NON-CURRENT ASSETS			4,254,457.72	5,458,833.29
CURRENT ASSETS				
Short-term receivables	6		6,686,817.72	1,807,204.42
Current receivables			668,650.97	1,687,541.79
Sundry receivables			5,787,956.63	37,254.62
Prepaid expenses and accrued income			230,210.12	183,188.01
Cash and cash equivalents	7		801,749.53	2,980,779.39
TOTAL CURRENT ASSETS			7,488,567.25	4,888,763.81
TOTAL CURRENT AND NON-CURRENT ASSETS			11,743,024.97	10,347,597.10
EQUITY AND LIABILITIES				
			1 January - 31 December 2016 €	1 January - 31 December 2015 €
EQUITY				
Accumulated surplus/(deficit)			9,049,471.98	7,685,416.43
Economic result of the year			1,519,004.03	1,364,055.55
TOTAL EQUITY			10,568,476.01	9,049,471.98
CURRENT LIABILITIES				
Accounts payable	8		1,174,548.96	1,298,125.12
Current payables			48,259.30	17.78
Accrued expenses and deferred income			597,405.91	545,681.34
Accounts payable with consolidated entities			528,883.75	752,426.00
TOTAL CURRENT LIABILITIES			1,174,548.96	1,298,125.12
TOTAL EQUITY AND LIABILITIES			11,743,024.97	10,347,597.10

CASH FLOW STATEMENT

	1 January - 31 December 2016 €	1 January - 31 December 2015 €
Surplus/(deficit) from operating activities	1,519,142.23	1,364,295.55
Cash Flows from Operating Activities		
<u>Adjustments</u>		
Amortization (intangible fixed assets)	1,272,498.01	9.176.26
Depreciation (tangible fixed assets)	188,647.20	192,527.25
Amount written off (tangible fixed assets)	1,831.82	0.00
(Increase)/decrease in Short term Receivables	(4,778,833.30)	248,718.91
(Increase)/decrease in Other Liabilities	51,724.57	57,137.98
Increase/(decrease) in Current payables	48,241.52	(330.60)
Increase/(decrease) in Liabilities related to consolidated entities	(223,542.25)	43,873.98
Net Cash Flow from Operating Activities	(1,920,290.20)	1,915,399.33
Cash Flows from Investing Activities		
Purchase of tangible and intangible fixed assets	(258,601.46)	(2,306,658.20)
Net Cash Flow from Investing Activities	(258,601.46)	(2,306,658.20)
Financing Activities		
Financial operations revenues/expenses	(138.20)	(240.00)
Net Cash Flow from Financing Activities	(138.20)	(240.00)
Net increase/(decrease) in cash and cash equivalents	(2,179,029.86)	(391,498.87)
Cash and cash equivalents at the beginning of the period	2,980,779.39	3,372,278.26
Cash and cash equivalents at the end of the period	801,749.53	2,980,779.39

STATEMENT OF CHANGES IN NET ASSETS

as at 31 December 2016

Net Assets	Opening balance	Economic result of the year	Total Net Assets
	€	€	€
Balance as of 1 January 2016	9,049,471.98	0.00	9,049,471.98
Economic result of the year	0.00	1,519,004.03	1,519,004.03
Balance as of 31 December 2016	9,049,471.98	1,519,004.03	10,568,476.01

NOTES TO THE FINANCIAL STATEMENTS

ACCOUNTING POLICIES AND PRINCIPLES

The objective of the financial statements in general is to provide users with an overview on the financial performance, position and cash flow of an entity. For a public entity like the Agency this objective is more specific as the information contained is used in the decision making process as well as to demonstrate the accountability of the Agency towards the resources entrusted to it.

The financial statements for the year 2016 were prepared on the basis of the Commission Accounting Rules as laid down by the accounting officer of the Commission, applicable to the specific environment of the European Union and which are based on the International Public Sector Accounting Standards and International Financial Reporting Standards. The financial statements are prepared on an accrual basis whereas the reports on the implementation of the budget are prepared on a cash basis. Reconciliation between the two methods is presented in the second part of this annual accounts report.

The accounting system of the Agency contains general and budget accounts with the functional currency being Euro. The budget accounts provide a detailed picture on the implementation of the budget and are based on cash accounting principles. The general accounts prepared on an accrual accounting basis present the financial performance and position of the Agency as at the end of the financial year.

CURRENCY AND BASIS FOR CONVERSION

Functional and reporting currency

The functional and reporting currency used in the preparation of the financial statements for the Agency is Euro.

Transactions

Foreign currency transactions were converted into euro in accordance with Article 6 of the Commission Delegated Regulation (EU) No 1268/2012 of 29 October 2012 on the rules of

application of Regulation (EU, Euratom) No 966/2012 of the European Parliament and of the Council on the financial rules applicable to the general budget of the Union¹¹ using the official Commission exchange rates of the day on which the payment order was drawn up.

Foreign exchange gains and losses resulting from the settlement of transactions in foreign currency are recognised in the Statement of Financial Performance.

CHART OF ACCOUNTS

The chart of accounts used by the Agency follows the structure of the chart of accounts used by the Commission (PCUE).

STATEMENT OF FINANCIAL PERFORMANCE - NOTES

1. Revenue

The revenues of the Agency for the financial year 2016 consist of:

- the subsidy received from the general budget of the Union, and
- foreign exchange realised gains.

	31 December 2016	31 December 2015
	€	€
European Commission subsidy	15,343,698.25	10,513,574.00
Fixed assets income	0.00	0.00
Exchange rate gains	917.35	1,036.64
Other operating revenue	0.00	0.00
	15,344,615.60	10,514,610.64

2. Expenses

Staff expenses consist of personnel-related expenses such as salaries, allowances and other welfare benefits.

All salary calculations giving the total staff expenses included in the Statement of financial performance of the Agency are externalized to the Office for administration and payment of individual entitlements (also known as the Paymaster's Office-PMO) which is a central office of the European Commission.

The PMO's mission is to manage the financial rights of permanent, temporary and contractual staff working at the Commission, to calculate and to pay their salaries and other financial entitlements. The PMO provides these services to other EU institutions and agencies as well. The PMO is also responsible for managing the health insurance fund of the Institutions, together with processing and paying the claims of reimbursement from staff

¹¹ OJ L 362, 31/12/2012, p 1.

members. The PMO also manages the pension fund and pays the pensions of retired staff members. PMO is being audited by the Court of Auditors.

The Agency is only responsible for the communication to the PMO of reliable information allowing the calculation of the staff costs. It is also responsible to check that this information has been correctly handled in the monthly payroll report used for accounting payroll costs. It is not responsible for the calculation of the payroll costs performed by PMO.

Fixed assets-related expenses contain the charge of amortisation of intangible assets and the depreciation of tangible assets for the financial year ending 31 December 2016.

Other administrative expenses consist of costs associated with the building, office running costs, including the cost of physical inventory that does not qualify as financial assets, as well as the cost of interim personnel.

Operational expenses include the cost of operational missions, meetings, workshops, public hearings, REMIT project related costs and other operational expenditure incurred for the functioning of the Agency.

Administrative and operational expenses	31 December 2016 €	31 December 2015 €
Staff expenses	6,591,352.88	5,537,264.41
Fixed asset related expenses	1,462,977.03	201,703.51
Other administrative expenses	2,746,351.82	2,529,149.53
Operational expenses	3,024,791.64	882,197.64
	13,825,473.37	9,150,315.09

3. Financial expense

Financial expenses relate to bank charges for operating the Agency bank accounts.

Financial expenses	31 December 2016 €	31 December 2015 €
Financial operations expenses	138.20	240.00

BALANCE SHEET - NOTES

NON-CURRENT ASSETS

Assets are resources controlled by the Agency as a result of past events from which future economic benefits or service potential is expected to flow.

Fixed assets are assets with a useful life of more than one reporting period. The valuation of fixed assets in the financial statements of the Agency is based at their acquisition price. The

book value of these assets is equal to their acquisition price increased or decreased by revaluations, decreased by depreciation and amounts written off.

For the record of fixed assets the Agency uses ABAC Assets2 as inventory application, which is an integrated part of the ABAC platform. Two main categories can be distinguished: intangible and tangible assets.

4. Intangible fixed assets

Intangible fixed assets recorded in the inventory of the Agency consist of assets without physical substance and are represented by acquisitioned software and internally generated intangible assets still under construction at year end. As intangible asset under construction the Agency records the relevant costs of the IT platform build to assist the Agency with the monitoring of the wholesale energy markets.

Intangible assets at book value	31 December 2016 €	31 December 2015 €
Intangible assets	3,815,104.89	1,302.08
Intangible assets under construction	0.00	5,086,300.82
	3,815,104.89	5,087,602.90

5. Tangible fixed assets

Assets with a physical substance recorded in the inventory of the Agency consist mainly of furniture, computer hardware, telecommunication and audio-visual equipment and other fixtures and fittings.

Tangible fixed assets at book value	31 December 2016 €	31 December 2015 €
Plant and equipment	0.00	234.36
Computer hardware	300,414.08	189,628.36
Furniture and vehicles	78,051.87	71,451.92
Other fixtures and fittings	60,886.88	109,915.75
	439,352.83	371,230.39

Amortisation and depreciation

Depreciation and amortisation as a systematic allocation of the loss in value over the useful life of an asset is calculated using the straight-line method with the following rates:

Type of asset	Straight line depreciation and amortisation rate
Computer software	25%
Furniture	10%
Transport and kitchen equipment	12.5%
Computer hardware	25%
Technical equipment	25%
Telecommunication audio-visual equipment	25%

Details on the classification and depreciation amounts of the fixed assets can be found in the following table:

FIXED ASSETS
01.01.2016-31.12.2016

Account number	Asset category	Depreciation										Closing book value
		Opening balance	Additions during the year	Movements for work in progress	Disposals during the year	Closing balance	Depreciation Rate and Method	Opening balance	Write offs	Depreciation charge for the year	Accumulated Depreciation	
21001000	Computer software	40,814.16	0.00	0.00	0.00	40,814.16	L 25%	39,512.08	0.00	922.80	40,434.88	379.28
21001000	Manual asset - computer software	0.00	5,086,300.82	0.00	0.00	5,086,300.82	L 25%	0.00	0.00	1,271,575.21	1,271,575.21	3,814,725.61
21400001	Intangible assets under construction	5,086,300.82	0.00	(5,086,300.82)	0.00	0.00	0.00%	0.00	0.00	0.00	0.00	0.00
23001000	Plant, machinery and equipment	2,225.65	0.00	0.00	(515.65)	1,710.00	L 12,5%	1,991.29	(515.65)	234.36	1,710.00	0.00
24001000	Furniture and rolling stock	105,507.66	21,773.35	0.00	(4,149.38)	123,131.63	L 10%; 12,5%, 25%	34,055.74	(4,149.38)	15,173.40	45,079.76	78,051.87
24101000	Computer hardware	894,013.87	234,371.40	0.00	(4,133.00)	1,124,252.27	L 25%	704,385.51	(4,133.00)	123,585.68	823,838.19	300,414.08
24201000	Other fixtures and fittings	264,856.80	2,456.71	0.00	(500.00)	266,813.51	L 25%	154,941.05	(500.00)	51,485.58	205,926.63	60,886.88
Totals		6,393,718.96	5,344,902.28	(5,086,300.82)	(9,298.03)	6,643,022.39		934,885.67	(9,298.03)	1,462,977.03	2,388,564.67	4,254,467.72

CURRENT ASSETS

Receivables

Receivables are carried at original invoice amount less any write-down for impairment. A write-down for impairment of receivables is established only where there is objective evidence that the Agency will not be able to collect all amounts due according to the original terms of the receivables, with the impaired amount being recognised in the Statement of Financial Performance.

6. Short-term receivables

The Agency benefits from a direct exemption for VAT from the Republic of Slovenia for purchases above the threshold amount of €60. For purchases where the direct exemption is impracticable to obtain, the VAT is refunded by the Republic of Slovenia on a quarterly basis.

The advance payments made to contractors and recorded as short-term pre-financing relate to services derived from the long term project of REMIT expected to be provided in the course of 2016.

Salary advances paid to staff members are processed and/or recovered by the Pay Master Office (PMO) from the staff member salary in the month following that of the payment.

Social contributions are invoiced in the month following that of their establishment.

The approved subsidy from the EU budget is received in instalments when needed during the year.

Deferred charges consist of prepayments made during the year mainly on subscriptions, insurance premium, school fees, IT equipment maintenance and bank charges of the last month of the year.

	31 December 2016	31 December 2015
	€	€
VAT receivable	43,777.23	12,805.18
Short term pre-financing	624,873.74	1,674,736.61
Salary advances paid to staff	452.06	37,254.62
Social contribution	(85,077.43)	0.00
Subsidy instalment	5,872,582.00	0.00
Deferred charges		
<i>Prepayments</i>	230,187.92	180,226.71
<i>Bank charges</i>	22.20	0.00
<i>Deposits and guarantees</i>	0.00	2,940.00
	6,686,817.72	1,907,963.12

7. Cash and cash equivalents

The main bank account of the Agency and the imprest account are held with UniCredit AG Germany based on a banking services contract signed between the two parties. At 31 December 2016 the balance of the main bank account contained the related cash needed to honour the Agency's financial obligations carried over into 2017.

	31 December 2016	31 December 2015
	€	€
Bank account	795,424.98	2,976,580.17
Imprest account	5,924.39	3,419.39
Petty cash	400.16	779.83
	801,749.53	2,980,779.39

EQUITY AND LIABILITIES

8. Current liabilities

As of 31 December 2016 the Agency settled most of its current obligations towards its suppliers. The open balances remained to be settled at the beginning of 2017.

Accrued expenses relate mainly to goods or service delivered at the end of the financial year but for which the invoices have not been received amounting to €456,631.57. According to Staff Regulation (Annex V – Leave, Article 4) the staff members are entitled to a compensation equal to one thirtieth of his/her monthly remuneration for each leave day due to him/her at the time of leaving the service. A holiday compensation amounting to €140,774.34 has been calculated and recognised as accrued expenses for all untaken annual leave entitlements as at the end of the 2016 financial year.

The budgetary outturn result remains the property of the European Commission and the Agency has an obligation to return the unused amount of the pre-financing. The 2016 related budgetary outturn will be returned during 2017 upon request of the Commission.

	31 December 2016	31 December 2015
	€	€
Accounts payable	48,259.30	17.78
Accrued expenses	597,405.91	545,681.34
Repayable positive budgetary outturn	528,883.75	752,426.00
	1,174,548.96	1,298,125.12

FINANCIAL INSTRUMENTS

Financial instruments held by the Agency are cash and cash equivalents, receivables and payables. The Agency has limited exposure to financial risks and it focuses on managing the risks identified below:

Credit risk

Credit risk arises when there is the possibility of the Agency's receivables defaulting on their contractual obligations resulting in financial loss for the Agency.

The maximum exposure to credit risk at the end of the financial year 2016 is the carrying amount of the assets shown under the notes 6 'Short-term receivable', excluding the amount of short-term pre-financing that is already secured by bank guarantees, and note 7 'Cash and cash equivalents'.

Credit risk associated with the Agency's financial assets is minimal as the majority of them are held with institutions that have an external credit rating within the upper classes of the scale or are with debtors who never defaulted on their debt. The table below presents the credit quality of these assets that are neither impaired nor past due and that were grouped into two categories, with and without external credit rating, for the current and previous financial year.

Category:	Financial Assets	2016
Counterparties with external credit rating		
<i>Prime and high grade</i>		
<i>Upper medium grade</i>	Cash and cash equivalents	801,749.53
<i>Lower medium grade</i>	Refund of VAT from Slovenian customs office	43,777.23
Counterparties without external credit rating		
<i>Debtors who never defaulted</i>	Receivables, accruals and deferrals	6,018,166.75
TOTAL		6,863,693.51

Category:	Financial Assets	2015
Counterparties with external credit rating		
<i>Prime and high grade</i>		
<i>Upper medium grade</i>	Cash and cash equivalents	2,980,779.39
<i>Lower medium grade</i>	Refund of VAT from Slovenian customs office	12,805.18
Counterparties without external credit rating		
<i>Debtors who never defaulted</i>	Receivables, accruals and deferrals	220,442.63
TOTAL		3,214,027.20

Liquidity risk

Liquidity risk arises when the Agency is unable to meet its financial obligations as they fall due. The Agency is exposed to liquidity risk through its trading in the normal course of business but has appropriate treasury management procedures in place to monitor forecast cash flows and ensure that sufficient funds are available to meet its legal commitments as they fall due.

The Agency's liabilities have remaining contractual maturities as shown in the following table:

At 31 December	2016	2015
Payables with third parties		
<i>Less than one year</i>	21,025.64	17.78
Payables with consolidated entities		
<i>Less than one year</i>	556,117.41	752,426.00
TOTAL	577,143.05	752,443.78

Market risk

Market risk is the risk that changes in market prices such as foreign exchange rates and interest rates will affect the Agency's income or the value of its holdings of financial instruments.

The Agency does not have any borrowings and as such no exposure to risks due to interest rate fluctuations nor does it have any exposure to foreign exchange rates as all its holdings of financial instruments are held in Euro as functional currency.

The following table shows a summary of all financial assets expressed in Euro.

Exposure to Euro at 31 December	2016	2015
Monetary assets		
<i>Cash and cash equivalents</i>	801,749.53	2,980,779.39
<i>Receivables EU budget</i>	5,872,582.00	0.00
<i>Receivables with member States</i>	43,777.23	12,805.18
<i>Receivables with third parties</i>	145,584.75	0.00
Monetary liabilities		
<i>Payables with third parties</i>	21,025.64	17.78
<i>Payables with consolidated entities</i>	556,117.41	752,426.00
Net position	6,286,550.46	2,241,140.79

CHANGES IN ACCOUNTING POLICIES

There have been no changes in accounting policies for the financial year 2016.

OTHER DISCLOSURE

Contribution in kind

During the financial year 2016 the following contribution in kind has been accepted:

From the Council of European Energy Regulators:

- office space, logistical and secretarial support for the Agency's liaison office in Brussels free of any rent, fees and charges.

Neither the legal title nor the economic ownership has passed to the Agency, therefore the non-exchange component of these transactions is not accounted for in the accounts of the Agency.

EVENTS AFTER BALANCE SHEET DATE

The Agency has not identified any material event after its balance sheet date that would have an impact on its financial performance and position.

REPORT ON BUDGETARY AND FINANCIAL MANAGEMENT

The approved subsidy from the Union for the Agency for the financial year 2016 amounted to €15,872,582.00. There was no agreement reached for any contribution towards the Agency from the EFTA states.

The following table presents the implementation of these appropriations for the period between 1 January and 31 December 2016:

Title Chapter	Heading	Appropriation	Committed	% Committed	Paid	% Paid	Balance commitments	Balance payments
		(1)	(2)		(3)		(1-2)	(2-3)
TITLE 1	Expenditure relating to staff and resources							
CHAPTER 11	Staff in active employment	7,161,080.00	7,078,025.65	98.84%	6,952,803.70	97.09%	83,054.35	125,221.95
CHAPTER 12	Missions and duty travel	126,626.00	111,954.21	88.41%	84,868.95	67.02%	14,671.79	27,085.26
CHAPTER 13	Socio-medical infrastructure	37,419.00	37,419.00	100.00%	33,053.45	88.33%	0.00	4,365.55
CHAPTER 14	Social services	42,744.00	41,353.93	96.75%	26,641.76	62.33%	1,390.07	14,712.17
	TOTAL TITLE 1	7,367,869.00	7,268,752.79	98.65%	7,097,367.86	96.33%	99,116.21	171,384.93
TITLE 2	Agency's building and associated costs							
CHAPTER 20	Agency's premises costs	1,040,615.06	1,027,313.81	98.72%	950,993.00	91.39%	13,301.25	76,320.81
CHAPTER 21	Data processing	398,004.94	390,460.66	98.10%	141,984.70	35.67%	7,544.28	248,475.96
CHAPTER 22	Movable property and associated costs	310,920.00	300,420.11	96.62%	265,836.73	85.50%	10,499.89	34,583.38
CHAPTER 23	Current administrative expenditure	861,036.00	762,130.86	88.51%	171,914.55	19.97%	98,905.14	590,216.31
CHAPTER 24	Computer infrastructure, telecommunication and postage	158,140.00	158,140.00	100.00%	99,407.09	62.86%	0.00	58,732.91
	TOTAL TITLE 2	2,768,716.00	2,638,465.44	95.30%	1,630,136.07	58.88%	130,250.56	1,008,329.37
TITLE 3	Operational expenditure							
CHAPTER 30	Representation expenses	13,500.00	9,878.36	73.17%	6,519.40	48.29%	3,621.64	3,358.96
CHAPTER 31	Operational missions	241,000.00	228,173.03	94.68%	185,956.70	77.16%	12,826.97	42,216.33
CHAPTER 32	Stakeholder involvement, public relations and website	265,200.00	212,080.84	79.97%	66,470.23	25.06%	53,119.16	145,610.61
CHAPTER 33	Translations	89,300.00	89,000.00	99.66%	80,741.60	90.42%	300.00	8,258.40
CHAPTER 34	Professional indemnity	5,000.00	5,000.00	100.00%	0.00	0.00%	0.00	5,000.00
CHAPTER 35	REMIT operations	5,121,997.00	5,121,637.63	99.99%	448,170.26	8.75%	359.37	4,673,467.37
	TOTAL TITLE 3	5,735,997.00	5,665,769.86	98.78%	787,858.19	13.74%	70,227.14	4,877,911.67
	GRAND TOTAL BUDGET 2016	15,872,582.00	15,572,988.09	98.11%	9,515,362.12	59.95%	299,593.91	6,057,625.97

A detailed description of the 2016 budget implementation can be found under the 'Revenue' and 'Expenditure' sub-sections of the 'Budgetary Management' section of this report.

Other revenue recorded by the Agency as assigned revenue stemming from the fund source IC4 and amounting to €5,206.69 resulted from recovered overpaid amounts during the financial year 2016 related to:

- recovery of training fees where the training has been cancelled;
- recovery of schooling fee due to change of schools, and
- recovery of flight costs for not attending a meeting.

None of these assigned revenues have been consumed during the financial year 2016 and are therefore to be returned to the general budget.

The following table presents the implementation of these appropriations for the period between 1 January and 31 December 2016:

Title	Heading	Assigned revenue €	Commitments €	Commitment execution %	Payments €	Payment execution %
TITLE 1	EXPENDITURE RELATING TO EMPLOYEES OF THE AGENCY	4,730.53	-	0.00%	-	0.00%
TITLE 2	AGENCY'S BUILDING AND ASSOCIATED COSTS	476.16	-	0.00%	-	0.00%
	TOTAL	5,206.69	-	0.00%	-	0.00%

A detailed description of this budget implementation can be found under the 'Revenue' and 'Expenditure' sub-sections of the 'Budgetary Management' section of this report.

In addition to the current year appropriations an amount of €2,277,372.47 was carried forward from the financial year 2015 to honour the payment appropriations from the commitments estimated by the Agency at that point in time. An amount of €2,054,134.60 was consumed by the end of the financial year 2016 with the difference of €223,237.87 being cancelled and to be returned to the Commission during the financial year 2017. The cancellation of funds was mainly due to the poor performance of one of the contractors for which the contract had to be terminated.

The following table presents the implementation of these appropriations for the period between 1 January and 31 December 2016:

Title Chapter	Heading	Appropriation	Committed	% Committed	Paid	% Paid	Balance commitments	Balance payments
		(1)	(2)		(3)		(1-2)	(2-3)
TITLE 1	Expenditure related to employees of the agency							
CHAPTER 11	Staff in active employment	108,898.08	85,083.85	78.13%	85,083.85	78.13%	23,814.23	0.00
CHAPTER 12	Missions and duty travel	4,805.87	3,176.17	66.09%	3,176.17	66.09%	1,629.70	0.00
CHAPTER 14	Social services	9,601.77	9,483.64	98.77%	9,483.64	98.77%	118.13	0.00
	TOTAL TITLE 1	123,305.72	97,743.66	79.27%	97,743.66	79.27%	25,562.06	0.00
TITLE 2	Agency's building and associated costs							
CHAPTER 20	Agency premises costs	78,373.28	63,893.05	81.52%	63,893.05	81.52%	14,480.23	0.00
CHAPTER 21	Data processing	151,572.80	149,209.36	98.44%	149,209.36	98.44%	2,363.44	0.00
CHAPTER 22	Moveable property and associated costs	13,172.65	5,293.99	40.19%	5,293.99	40.19%	7,878.66	0.00
CHAPTER 23	Current administrative expenditure	368,610.22	239,465.88	64.96%	239,465.88	64.96%	129,144.34	0.00
CHAPTER 24	Postal charges, telecommunication and computer infrastr	178,791.62	173,436.67	97.00%	173,436.67	97.00%	5,354.95	0.00
	TOTAL TITLE 2	790,520.57	631,298.95	79.86%	631,298.95	79.86%	159,221.62	0.00
TITLE 3	Operational expenditure							
CHAPTER 30	Representation expenses	2,000.54	1,800.77	90.01%	1,800.77	90.01%	199.77	0.00
CHAPTER 31	Operational missions	33,424.93	18,501.80	55.35%	18,501.80	55.35%	14,923.13	0.00
CHAPTER 32	Stakeholder involvement, public relations and website	156,321.13	134,367.24	85.96%	134,367.24	85.96%	21,953.89	0.00
CHAPTER 33	Translations	4,301.40	2,925.00	68.00%	2,925.00	68.00%	1,376.40	0.00
CHAPTER 35	REMIT operations	1,167,498.18	1,167,497.18	100.00%	1,167,497.18	100.00%	1.00	0.00
	TOTAL TITLE 3	1,363,546.18	1,325,091.99	97.18%	1,325,091.99	97.18%	38,454.19	0.00
	GRAND TOTAL BUDGET 2015	2,277,372.47	2,054,134.60	90.20%	2,054,134.60	90.20%	223,237.87	0.00

More details on the implementation of these commitments can be found under the 'Revenue' and 'Expenditure' sub-sections of the 'Budgetary Management' section of this report.

BUDGETARY OUTTURN ACCOUNT

The Budgetary Outturn Account presents on a cash basis the actual amounts cashed as income and the amount of cash consumed to honour the payment of commitments, as well the amounts of unutilised and cancelled appropriations.

	31 December 2016 €	31 December 2015 €
INCOME		
Commission subsidy	15,872,582.00	11,266,000.00
Other income - assigned revenue	5,206.69	1,794.86
TOTAL INCOME	15,877,788.69	11,267,794.86
EXPENSES		
Expenditure related to employees of the agency - Title I		
Payments	7,097,367.86	5,981,090.43
Carry-forwards and carry-overs	171,384.93	123,305.72
Agency's building and associated expenses - Title II		
Payments	1,630,136.07	1,491,093.51
Carry-forwards and carry-overs	1,008,329.37	790,520.57
Operational expenditure - Title III		
Payments	787,858.19	963,319.87
Carry-forwards and carry-overs	4,877,911.67	1,363,546.18
TOTAL EXPENSES	15,572,988.09	10,712,876.28
Total appropriations not utilised	304,800.60	554,918.58
BUDGETARY OUTTURN BEFORE SPECIAL ITEMS	304,800.60	554,918.58
Cancelled carry-overs	223,237.87	198,293.88
Exchange rate differences	845.28	(786.46)
BUDGETARY OUTTURN	528,883.75	752,426.00

BUDGET IMPLEMENTATION

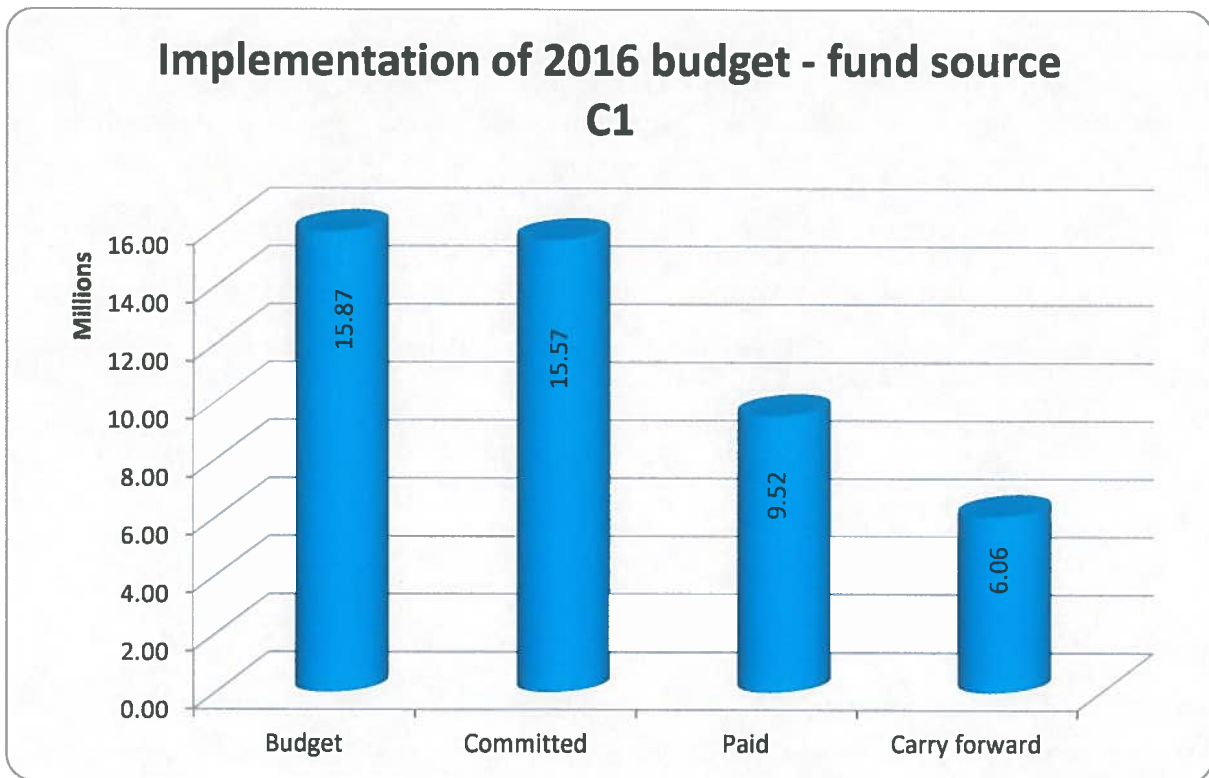
The following tables present the detailed budget implementation by budget Titles, as well as individual budget lines – Fund Source C1 (see also headings for C4 and C8).

BUDGET IMPLEMENTATION APPROPRIATION FUND SOURCE – C1

	31 December 2016 €
TITLE 1	
Budget	7,367,869.00
Committed	7,268,752.79
Paid	7,097,367.86
Carry forward	171,384.93
Carry over	0.00
Total expenditure	7,268,752.79
Appropriations not utilized	99,116.21
Executed	98.65%
TITLE 2	
Budget	2,768,716.00
Committed	2,638,465.44
Paid	1,630,136.07
Carry forward	1,008,329.37
Carry over	0.00
Total expenditure	2,638,465.44
Appropriations not utilized	130,250.56
Executed	95.30%
TITLE 3	
Budget	5,735,997.00
Committed	5,665,769.86
Paid	787,858.19
Carry forward	4,877,911.67
Carry over	0.00
Total expenditure	5,665,769.86
Appropriations not utilized	70,227.14
Executed	98.78%
TOTAL	
Budget	15,872,582.00
Committed	15,572,988.09
Paid	9,515,362.12
Carry forward	6,057,625.97
Carry over	0.00
Total expenditure	15,572,988.09

Appropriations not utilized
 Executed

299,593.91
 98.11%



Detailed budget implementation of current year appropriations – fund source C1

Budget Line	Official Budget Item Description	Appropriation (1)	Committed (2)	% Committed (2/1)	Paid (3)	% Paid (3/1)	Balance commitments (1-2)	Balance payments (2-3)
A-1100	Basic Salaries and correction	3,342,417.	3,342,417.14	100.00%	3,342,417.14	100.00%	0	0
A-1101	Family allowances	600,272	600,271.70	100.00%	600,271.70	100.00%	0	0
A-1102	Expatriation and foreign residence allowances	598,437	598,436.70	100.00%	598,436.70	100.00%	0	0
	Sum:	4,541,126.54	4,541,126.54	100.00%	4,541,126.54	100.00%	0	0
A-1110	Contract agents	1,245,677.	1,222,393.60	98.13%	1,222,393.60	98.13%	23283.7	0
A-1111	Seconded National Experts	181,146	181,146.14	100.00%	181,146.14	100.00%	0	0
	Sum:	1,426,823.44	1,403,539.74	98.37%	1,403,539.74	98.37%	23283.7	0
A-1120	Training and information for staff	150,000	150,000.00	100.00%	72,518.10	48.35%	0	77481.9
	Sum:	150,000.00	150,000.00	100.00%	72,518.10	48.35%	0	77481.9
A-1130	Insurance against sickness	146,156	146,156.09	100.00%	146,156.09	100.00%	0	0
A-1131	Insurance against accidents and occupational disease	35,001.	23,945.12	68.41%	23,945.12	68.41%	11055.88	0
A-1132	Unemployment insurance for temporary staff	55,223	55,190.08	99.94%	55,190.08	99.94%	33.22	0
	Sum:	236,380.39	225,291.29	95.31%	225,291.29	95.31%	11089.1	0
A-1140	Birth and death grants	1 500	396.62	26.44%	396.62	26.44%	1103.38	0
A-1141	Annual travel expenses from the place of work to o	80 000	74,114.91	92.64%	74,114.91	92.64%	5885.09	0
A-1142	Schooling fees	245,050	245,050.00	100.00%	240,458.12	98.13%	0	4591.88
	Sum:	326,550.00	319,561.63	97.86%	314,969.65	96.45%	6986.47	4691.88
A-1160	Expenditure related to recruitment	65 755	58,645.53	89.19%	56,645.53	86.15%	7109.18	2000
A-1161	Travel expense to take up duty	5 053	1,366.47	27.04%	1,366.47	27.04%	3686.53	0
A-1162	Installation resettlement and transfer allowances	45,245	29,153.07	64.43%	29,153.07	64.43%	16091.93	0
A-1163	Temporary daily subsistence allowances	50 000	36,162.82	72.33%	36,162.82	72.33%	13837.18	0
	Sum:	166,062.71	125,327.89	75.47%	123,327.89	74.27%	40724.82	2000
A-1170	Supplementary clerical and interm services	165,921.	165,812.74	99.93%	133,804.31	80.64%	108,26	32008.43
A-1171	Administrative assistance	71,060	70,200.00	98.79%	61,060.26	85.93%	860	9139.74
A-1172	Trainees	77,167	77,166.92	100.00%	77,166.92	100.00%	0	0
	Sum:	314,147.92	313,179.66	99.69%	272,031.49	86.59%	968,26	41148.17

Budget Line	Official Budget Item Description	Appropriation (1)	Committed (2)	% Committed (2/1)	Paid (3)	% Paid (3/1)	Balance commitments (1-2)	Balance payments (2-3)
A-1200	Mission expenses Administrative staff	40,000	29,660.31	74.15%	23,539.06	58.85%	10,339.69	6,121.25
A-1201	Mission expenses Director	31,000	26,667.90	86.03%	25,137.06	81.09%	4,332.1	1,530.84
A-1202	Mission expenses Director Office staff	55,626	55,626.00	100.00%	36,192.83	65.06%	0	19,433.17
	Sum:	126,626.00	111,954.21	88.41%	84,868.95	67.02%	1,4671.79	27,085.26
A-1300	Medical services and equipment	37,419	37,419.00	100.00%	33,053.45	88.33%	0	4,365.55
	Sum:	37,419.00	37,419	100.00%	33,053.45	88.33%	0	4,365.55
A-1401	Social welfare of staff	27,744	26,444.00	95.31%	11,731.83	42.29%	1,300	14,712.17
	Sum:	27,744.00	26,444	95.31%	11,731.83	42.29%	1,300	14,712.17
A-1410	Staff Committee	15,000	14,909.93	99.40%	14,909.93	99.40%	90.07	0
	Sum:	15,000.00	14,909.93	99.40%	14,909.93	99.40%	90.07	0
A-2000	Rent	651,623	651,622.56	100.00%	651,622.56	100.00%	0.44	0
A-2001	Removal costs	7,400	7,400.00	100.00%	0	0	0	7,400
	Sum:	659,023.00	659,022.56	100.00%	651,622.56	98.88%	0.44	7,400
A-2010	Utilities	125,000	122,500.00	98.00%	108,391.88	86.71%	2,500	14,108.12
A-2011	Cleaning and maintenance	106,570	105,070.00	98.59%	94,867.19	89.02%	1,500	10,202.81
	Sum:	231,570.00	227,570	98.27%	203,259.07	87.77%	4,000	24,310.93
A-2020	Insurance	4,070	4,069.19	99.98%	4,069.19	99.98%	0.81	0
	Sum:	4,070.00	4,069.19	99.98%	4,069.19	99.98%	0.81	0
A-2030	Security and surveillance of buildings	58,947	58,947.00	100.00%	52,939.95	89.81%	0	6,007.05
A-2031	Health and safety at work	4,000	4,000.00	100.00%	4,000.00	100.00%	0	0
	Sum:	62,947.00	62,947	100.00%	56,939.95	90.46%	0	6,007.05
A-2040	Other expenditure on buildings	76,930	67,630.00	87.91%	29,027.17	37.73%	9,300	38,602.83
A-2041	Audio & Video equipment-maintenance	6,075	6,075.06	100.00%	6,075.06	100.00%	0	0
	Sum:	83,006.06	73,706.06	88.80%	35,102.23	42.29%	9,300	38,602.83

Budget Line	Official Budget Item Description	Appropriation (1)	Committed (2)	% Committed (2/1)	Paid (3)	% Paid (3/1)	Balance commitments (1-2)	Balance payments (2-3)
A-2100	Consumables	4,758.	4,425.33	93.00%	3,428.03	72.04%	333.13	997.3
A-2101	Software	46,706.	46,705.65	100.00%	19,705.65	42.19%	0	27000
A-2102	Subscriptions IT	346,541.	339,329.68	97.92%	118,851.02	34.30%	7211.15	220478.66
A-2103	Disaster recovery site	0	0	0.00%			0	
	Sum:	398,004.94	390460.66	98.10%	141,984.70	35.67%	7544.28	248475.96
A-2210	Purchase of furniture	58,120.	50,069.20	86.15%	16,694.58	28.72%	8050.8	33374.62
	Sum:	58,120.00	50069.2	86.15%	16,694.58	28.72%	8050.8	33374.62
A-2220	Transportation costs	135,500	135,034.74	99.66%	134,887.14	99.55%	465.26	147.6
	Sum:	135,500.00	135034.74	99.66%	134,887.14	99.55%	465.26	147.6
A-2230	Library acquisitions	117,300.	115,316.17	98.31%	114,255.01	97.40%	1983.83	1061.16
	Sum:	117,300.00	115316.17	98.31%	114,255.01	97.40%	1983.83	1061.16
A-2300	Stationery and office supplies	27,000.	24,900.00	92.22%	12,267.11	45.43%	2100	12632.89
	Sum:	27,000.00	24900	92.22%	12,267.11	45.43%	2100	12632.89
A-2310	Bank charges	500	221.70	44.34%	221.70	44.34%	278.3	0
	Sum:	500.00	221.7	44.34%	221.70	44.34%	278.3	0
A-2320	Legal expenses	74,180.	34,823.78	46.94%	29,078.78	39.20%	39356.22	5745
A-2321	Expert consultation MMD	283,596.	283,596.00	100.00%	15,000.00	5.29%	0	268596
A-2322	Expert consultation Gas	165,773.	156,929.00	94.67%	27,615.90	16.66%	8843.97	129313.1
A-2323	Expert consultation Electricity	75,000.	74,844.00	99.79%			156	74844
A-2324	Expert consultation Administration	0		0.00%			0	
A-2325	External audit expenses	25,227.	25,227.03	100.00%			0	25227.03
A-2326	Information security	7,700.	6,561.00	85.21%	6,561.00	85.21%	1139	0
	Sum:	631,476.00	581980.81	92.16%	78,255.68	12.39%	49495.19	503725.13

Budget Line	Official Budget item Description	Appropriation (1)	Committed (2)	% Committed (2/1)	Paid (3)	% Paid (3/1)	Balance commitments (1-2)	Balance payments (2-3)
A-2330	Administrative Board meetings	36,720.	31,403.09	85.52%	13,032.24	35.49%	5316.91	18370.85
A-2331	Board of Regulators meetings	103,310.	103,310.00	100.00%	59,227.56	57.33%	0	44082.44
A-2332	Board of Appeal	49,000.	10,159.92	20.73%	624.92	1.28%	38840.08	9535
A-2333	External participants to meetings	11,100.	8,225.34	74.10%	8,225.34	74.10%	2874.66	0
A-2334	EU Agencies Network	1,930.	1,930.00	100.00%	60.00	3.11%	0	1870
	Sum:	202,060.00	155028.35	76.72%	81,170.06	40.17%	47031.65	73858.29
A-2400	Postal charges	6,000.	6,000.00	100.00%	4,134.74	68.91%	0	1865.26
	Sum:	6,000.00	6000	100.00%	4,134.74	68.91%	0	1865.26
A-2410	Telecommunications subscriptions and charges	48,500.	48,500.00	100.00%	40,245.63	82.98%	0	8254.37
	Sum:	48,500.00	48500	100.00%	40,245.63	82.98%	0	8254.37
A-2420	Hardware and other equipment	103,640.	103,640.00	100.00%	55,026.72	53.09%	0	48613.28
	Sum:	103,640.00	103640	100.00%	55,026.72	53.09%	0	48613.28
B3-000	Representation expenses - Director	5,000.	3,055.67	61.11%	2,742.88	54.86%	1944.33	312.79
B3-001	Representation expenses - Administration	500.	124.62	24.92%	124.62	24.92%	375.38	0
B3-002	Representation expenses - Electricity	3,000.	3,000.00	100.00%	888.59	29.62%	0	2111.41
B3-003	Representation expenses - MMD	0.	0.00	0.00%	0	0	0	0
B3-004	Representation expenses - Gas	5,000.	3,698.07	73.96%	2,763.31	55.27%	1301.93	934.76
	Sum:	13,500.00	9878.36	73.17%	6,519.40	48.29%	3621.64	3358.96
B3-100	Operational Missions Gas Department	85,000.	75,876.01	89.27%	68,555.37	80.65%	9123.99	7320.64
B3-101	Operational Missions Electricity Department	81,000.	81,000.00	100.00%	69,466.93	85.76%	0	11533.07
B3-102	Operational Missions Market Monitoring Department	75,000.	71,297.02	95.06%	47,934.40	63.91%	3702.98	23362.62
	Sum:	241,000.00	228173.03	94.68%	185,956.70	77.16%	12826.97	42216.33

Budget Line	Official Budget Item Description	Appropriation (1)	Committed (2)	% Committed (2/1)	Paid (3)	% Paid (3/1)	Balance commitments (1-2)	Balance payments (2-3)
B3-200	Public hearings workshops conferences	96,200.	65,109.84	67.68%	54,510.23	56.66%	31090.16	10599.61
B3-201	Website set up and maintenance	129,950.	129,949.00	100.00%			1	129949
B3-202	Publications information material	39,050.	17,022.00	43.59%	11,960.00	30.63%	22028	5062
	Sum:	265,200.00	212080.84	79.97%	66,470.23	25.06%	53119.16	145610.61
B3-300	Translation at CDT	89,300.	89,000.00	99.66%	80,741.60	90.42%	300	8258.4
	Sum:	89,300.00	89000	99.66%	80,741.60	90.42%	300	8258.4
B3-400	Insurance	5,000.	5,000.00	100.00%			0	5000
	Sum:	5,000.00	5000	100.00%			0	5000
B3-500	Hosting deployment and operations	2,115,487.	2,115,127.93	99.98%	1,497.56	0.07%	359.37	2113630.37
B3-501	ARIS development support/licences subscriptions	1,344,045.	1,344,044.71	100.00%	393,674.71	29.29%	0	950370
B3-502	Surveillance and BI tools customisation licences a	650,000.	650,000.00	100.00%			0	650000
B3-503	IT and expert consultancy	1,012,465.	1,012,464.99	100.00%	52,997.99	5.23%	0	959467
	Sum:	5,121,997.00	5121637.63	99.99%	448,170.26	8.75%	359.37	4673467.37
	Sum:	15,872,582.00	15572988.09	98.11%	9515362.12	59.95%	299593.91	6057625.97

**BUDGET IMPLEMENTATION CURRENT YEAR – FUND
SOURCE C4**

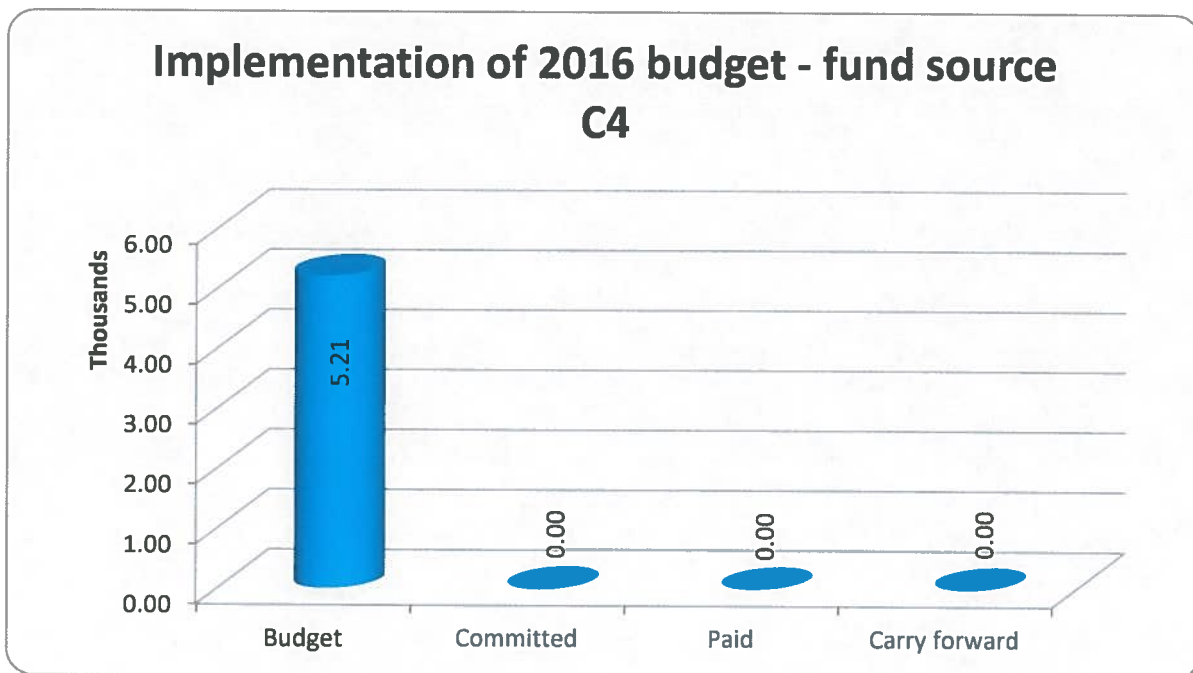
**31 December
2016
€**

TITLE 1

Budget	4,730.53
Appropriations not utilized	4,730.53
Executed	0.00%

TITLE 2

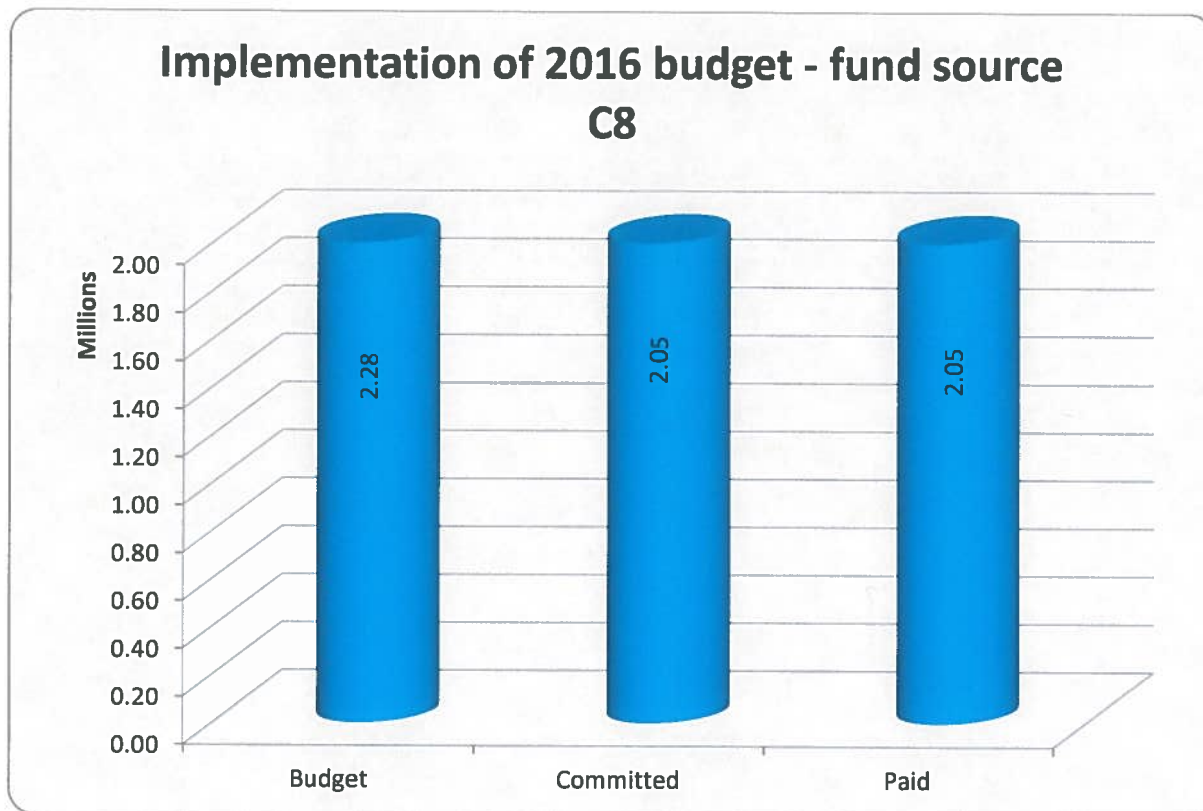
Budget	476.16
Appropriations not utilized	476.16
Executed	0.00%



B. L.	Official Budget Item Desc (R)	Appropriation (1)	Committed (2)	% Committed (2/1)	Paid (3)	% Paid (3/1)	Balance Commitment (1-2)	Balance Payment (2-3)
A-1120	Training and information for staff	2,886.24		0.00%			2886.24	
	Sum:	2,886.24		0.00%			2886.24	
A-1142	Schooling fees	1,844.29		0.00%			1844.29	
	Sum:	1,844.29		0.00%			1844.29	
A-2330	Administrative Board meetings	476.16		0.00%			476.16	
	Sum:	476.16		0.00%			476.16	
	Sum:	5,206.69		0.00%			5206.69	

BUDGET IMPLEMENTATION – FUND SOURCE C8

	31 December 2016 €
TITLE 1	
Budget	123,305.72
Committed	97,743.66
Paid	97,743.66
Total expenditure	97,743.66
Cancelled carry-forwards	25,562.06
Executed	79.27%
TITLE 2	
Budget	790,520.57
Committed	631,298.95
Paid	631,298.95
Total expenditure	631,298.95
Cancelled carry-forwards	159,221.62
Executed	79.86%
TITLE 3	
Budget	1,363,546.18
Committed	1,325,091.99
Paid	1,325,091.99
Total expenditure	1,325,091.99
Cancelled carry-forwards	38,454.19
Executed	97.18%
TOTAL	
Budget	2,277,372.47
Committed	2,054,134.60
Paid	2,054,134.60
Total expenditure	2,054,134.60
Cancelled carry-forwards	223,237.87
Executed	90.20%



Detailed budget implementation of appropriations carried forward – fund source C8

B.L.	Official Budget Item Description	Appropriation (1)	Committed (2)	% Committed (2/1)	Paid (3)	% Paid (3/1)	Balance Commitment (1-2)	Balance Payment (2-3)
A-1120	Training and information for staff	46,120.54	29,529.51	64.03%	29,529.51	64.03%	16,591.03	0.00
	Sum:	46,120.54	29,529.51	64.03%	29,529.51	64.03%	16,591.03	0.00
A-1142	Schooling fees	27,199.60	27,199.60	100.00%	27,199.60	100.00%	0.00	0.00
	Sum:	27,199.60	27,199.60	100.00%	27,199.60	100.00%	0.00	0.00
A-1160	Expenditure related to recruitment	1,689.13	1,689.13	100.00%	1,689.13	100.00%	0.00	0.00
	Sum:	1,689.13	1,689.13	100.00%	1,689.13	100.00%	0.00	0.00
A-1170	Supplementary clerical and in	29,020.67	21,797.47	75.11%	21,797.47	75.11%	7,223.20	0.00
A-1171	Administrative assistance	4,868.14	4,868.14	100.00%	4,868.14	100.00%	0.00	0.00
	Sum:	33,888.81	26,665.61	78.69%	26,665.61	78.69%	7,223.20	0.00
A-1200	Mission expenses Administration	1,283.07	465.30	36.26%	465.30	36.26%	817.77	0.00
A-1201	Mission expenses Director	969.04	718.47	74.14%	718.47	74.14%	250.57	0.00
A-1202	Mission expenses Director Office	2,553.76	1,992.40	78.02%	1,992.40	78.02%	561.36	0.00
	Sum:	4,805.87	3,176.17	66.09%	3,176.17	66.09%	1,629.70	0.00
A-1401	Social welfare of staff	5,385.00	5,266.87	97.81%	5,266.87	97.81%	118.13	0.00
	Sum:	5,385.00	5,266.87	97.81%	5,266.87	97.81%	118.13	0.00
A-1410	Staff Committee	4,216.77	4,216.77	100.00%	4,216.77	100.00%	0.00	0.00
	Sum:	4,216.77	4,216.77	100.00%	4,216.77	100.00%	0.00	0.00
A-2001	Removal costs	1,500.00	1,500.00	100.00%	1,500.00	100.00%	0.00	0.00
	Sum:	1,500.00	1,500.00	100.00%	1,500.00	100.00%	0.00	0.00
A-2010	Utilities	16,554.54	13,243.15	80.00%	13,243.15	80.00%	3,311.39	0.00
A-2011	Cleaning and maintenance	11,991.78	7,842.55	65.40%	7,842.55	65.40%	4,149.23	0.00
	Sum:	28,546.32	21,085.70	73.86%	21,085.70	73.86%	7,460.62	0.00

B.L.	Official Budget Item Description	Appropriation (1)	Committed (2)	% Committed (2/1)	Paid (3)	% Paid (3/1)	Balance Commitment (1-2)	Balance Payment (2-3)
A-2030	Security and surveillance of bu	18,537.65	17,065.08	92.06%	17,065.08	92.06%	1,472.57	0.00
	Sum:	18,537.65	17,065.08	92.06%	17,065.08	92.06%	1,472.57	0.00
A-2040	Other expenditure on buildings	25,514.91	19,967.99	78.26%	19,967.99	78.26%	5,546.92	0.00
A-2041	Audio & Video equipment-mail	4,274.40	4,274.28	100.00%	4,274.28	100.00%	0.12	0.00
	Sum:	29,789.31	24,242.27	81.38%	24,242.27	81.38%	5,547.04	0.00
A-2100	Consumables	1,516.79	1,516.79	100.00%	1,516.79	100.00%	0.00	0.00
A-2102	Subscriptions IT	64,061.78	61,698.34	96.31%	61,698.34	96.31%	2,363.44	0.00
A-2103	Disaster recovery site	85,994.23	85,994.23	100.00%	85,994.23	100.00%	0.00	0.00
	Sum:	151,572.80	149,209.36	98.44%	149,209.36	98.44%	2,363.44	0.00
A-2210	Purchase of furniture	962.00	962.00	100.00%	962.00	100.00%	0.00	0.00
	Sum:	962.00	962.00	100.00%	962.00	100.00%	0.00	0.00
A-2230	Library acquisitions	12,210.65	4,331.99	35.48%	4,331.99	35.48%	7,878.66	0.00
	Sum:	12,210.65	4,331.99	35.48%	4,331.99	35.48%	7,878.66	0.00
A-2300	Stationery and office supplies	18,091.80	13,699.05	75.72%	13,699.05	75.72%	4,392.75	0.00
	Sum:	18,091.80	13,699.05	75.72%	13,699.05	75.72%	4,392.75	0.00
A-2310	Bank charges	83.50	0.00	0.00%			83.50	0.00
	Sum:	83.50	0.00	0.00%			83.50	0.00
A-2320	Legal expenses	13,200.00	10,920.00	82.73%	10,920.00	82.73%	2,280.00	0.00
A-2322	Expert consultation Gas	85,098.80	19,652.00	23.09%	19,652.00	23.09%	65,446.80	0.00
A-2323	Expert consultation Electricity	156,893.70	113,262.50	72.19%	113,262.50	72.19%	43,631.20	0.00
A-2324	Expert consultation Administra	6,300.00	6,300.00	100.00%	6,300.00	100.00%	0.00	0.00
A-2325	External audit expenses	6,500.00	6,500.00	100.00%	6,500.00	100.00%	0.00	0.00
	Sum:	267,992.50	156,634.50	58.45%	156,634.50	58.45%	111,358.00	0.00

B.L.	Official Budget Item Description	Appropriation (1)	Committed (2)	% Committed (2/1)	Paid (3)	% Paid (3/1)	Balance Commitment (1-2)	Balance Payment (2-3)
A-2330	Administrative Board meetings	15,565.80	13,193.93	84.76%	13,193.93	84.76%	2,371.87	0.00
A-2331	Board of Regulators meetings	26,285.47	26,285.47	100.00%	26,285.47	100.00%	0.00	0.00
A-2332	Board of Appeal	31,834.81	26,355.31	82.79%	26,355.31	82.79%	5,479.50	0.00
A-2333	External participants to meetings	3,756.34	0.00	0.00%			3,756.34	0.00
A-2334	EU Agencies Network	5,000.00	3,297.62	65.95%	3,297.62	65.95%	1,702.38	0.00
	Sum:	82,442.42	69,132.33	83.86%	69,132.33	83.86%	13,310.09	0.00
A-2400	Postal charges	2,401.84	1,261.12	52.51%	1,261.12	52.51%	1,140.72	0.00
	Sum:	2,401.84	1,261.12	52.51%	1,261.12	52.51%	1,140.72	0.00
A-2410	Telecommunications subscriptions	15,096.56	10,882.33	72.08%	10,882.33	72.08%	4,214.23	0.00
	Sum:	15,096.56	10,882.33	72.08%	10,882.33	72.08%	4,214.23	0.00
A-2420	Hardware and other equipment	161,293.22	161,293.22	100.00%	161,293.22	100.00%	0.00	0.00
	Sum:	161,293.22	161,293.22	100.00%	161,293.22	100.00%	0.00	0.00
B3-000	Representation expenses - DG	141.74	141.74	100.00%	141.74	100.00%	0.00	0.00
B3-002	Representation expenses - Electricity	1,250.00	1,050.23	84.02%	1,050.23	84.02%	199.77	0.00
B3-004	Representation expenses - Gas	608.80	608.80	100.00%	608.80	100.00%	0.00	0.00
	Sum:	2,000.54	1,800.77	90.01%	1,800.77	90.01%	199.77	0.00
B3-100	Operational Missions Gas Delivery	7,777.89	5,272.76	67.79%	5,272.76	67.79%	2,505.13	0.00
B3-101	Operational Missions Electricity	14,586.72	7,179.52	49.22%	7,179.52	49.22%	7,407.20	0.00
B3-102	Operational Missions Market Monitoring	11,060.32	6,049.52	54.70%	6,049.52	54.70%	5,010.80	0.00
	Sum:	33,424.93	18,501.80	55.35%	18,501.80	55.35%	14,923.13	0.00
B3-200	Public hearings workshops coordination	37,227.13	16,248.24	43.65%	16,248.24	43.65%	20,978.89	0.00
B3-201	Website set up and maintenance	108,997.00	108,997.00	100.00%	108,997.00	100.00%	0.00	0.00
B3-202	Publications information material	10,097.00	9,122.00	90.34%	9,122.00	90.34%	975.00	0.00
	Sum:	156,321.13	134,367.24	85.96%	134,367.24	85.96%	21,953.89	0.00

B.L.	Official Budget Item Description	Appropriation (1)	Committed (2)	% Committed (2/1)	Paid (3)	% Paid (3/1)	Balance Commitment (1-2)	Balance Payment (2-3)
B3-300	Translation at CDT	4,301.40	2,925.00	68.00%	2,925.00	68.00%	1,376.40	0.00
	Sum:	4,301.40	2,925.00	68.00%	2,925.00	68.00%	1,376.40	0.00
B3-501	ARIS development support lice	418,878.52	418,878.52	100.00%	418,878.52	100.00%	0.00	0.00
B3-502	Surveillance and BI tools custo	10,498.85	10,498.85	100.00%	10,498.85	100.00%	0.00	0.00
B3-503	IT and expert consultancy	738,120.81	738,119.81	100.00%	738,119.81	100.00%	1.00	0.00
	Sum:	1,167,498.18	1,167,497.18	100.00%	1,167,497.18	100.00%	1.00	0.00
	Sum:	2,277,372.47	2,054,134.60	90.20%	2,054,134.60	90.20%	223,237.87	0.00

BUDGETARY OUTTURN RECONCILIATION

Given the different basis of the presentation of the information between the budgetary and financial statements, reconciliation is performed between the two systems, as follows:

	2016	2015
Economic result for the year	1,519,004.03	1,364,055.55
Adjustment for accrual items (items not in the budgetary result but included in the economic result)		
Adjustments for Accrual Cut-off (reversal 31.12.N-1)	(371,660.57)	(453,702.51)
Adjustments for Accrual Cut-off (cut-off 31.12.N)	371,481.88	371,660.57
Recovery orders remaining open at 31.12.2016	0.00	(1,626.67)
Unpaid invoices at year end but booked in charges	6,837.82	17.78
Depreciation of intangible and tangible assets	1,482,977.03	201,703.51
Accrued income	0.00	0.00
Payments made from carry over of payment appropriations	2,054,134.60	2,538,215.97
Adjustment for budgetary items (item included in the budgetary result but not in the economic result)		
Asset acquisitions	(258,601.46)	(2,306,658.20)
New pre-financing paid in the year 2016 and remaining open as at 31.12.2016	1,049,862.87	365,157.75
New pre-financing received in the year 2016 and remaining open as at 31.12.2016	528,883.75	752,426.00
Payment appropriations carried over to N+1	(6,057,825.97)	(2,277,372.47)
Cancellation of unused carried over payment appropriations from previous year	223,237.87	198,293.88
Other non-reconciled items	371.80	(531.62)
total	528,883.75	751,639.54
Budgetary result	528,038.47	752,428.00
Including amount of exchange rate differences	845.28	(786.46)
Amount not explained	(0.00)	(0.00)

BUDGETARY MANAGEMENT

Budgetary principles

The budget of the Agency has been established in compliance with the principles of unity, budgetary accuracy, annuality, equilibrium, unit of account, universality, specification, sound financial management and transparency, as set out in the Agency's Financial Regulation.

Subsidy from the general budget of the Union

Commitment and payment appropriations amounting to €15,872,582 were allocated to the Agency in 2016 from the general budget of the Union. These resources were allocated by the Agency among its Titles as follows:

ACER Budget 2016	€
Title I	7,367,869
Title II	2,768,716
Title III	<u>5,735,997</u>
Total	<u>15,872,582</u>

Budget and accounting management systems

In order to record and keep track of the budgetary transactions, the Agency uses ABAC, the same financial system used by the Commission, with the SAP system integrated as back-end for the accounting part.

The Business Objects web platform is used as the reporting tool. The workflow access in ABAC allows for an instant audit trail and provides the authorising officer with an overview on the segregation of duties compliance as required under the 'four-eyes' principle.

The inventories are managed by the Agency in accordance with its Financial Regulation and the system used to record inventory items is ABAC Assets2.

Nomenclature

The nomenclature of appropriations is as follows:

- C1: Appropriations voted in the current budget
- C4: Internal assigned revenue (current year)
- C8: Commitments carried forward corresponding appropriations
- IC1: Universal income voted in the budget
- IC4: Internal assigned revenue

REVENUE

For the financial year ending 31 December 2016 the Agency's budget was funded by a subsidy from the general budget of the Union amounting to €15,872,582. On top of the annual subsidy an amount of €5,206.69 was recognised under the fund source IC4 as assigned revenue stemming from recovered overpaid amounts.

Appropriations not used at the end of the financial year 2016 amounting to €528,883.75 and made up from:

- unused 2016 appropriations amounting to €304,800.60,
- cancelled appropriations carried over from 2015 amounting to €223,237.87, and
- gains from transactions involving exchange rate operations amounting to €845.28

will be returned to the Commission in the course of 2017.

EXPENDITURE

Current year appropriations – C1

Title	Heading	Original budget €	Commitments €	Commitment execution %	Payments €	Payment execution %
TITLE 1	EXPENDITURE RELATING TO EMPLOYEES OF THE AGENCY	7,367,869.00	7,288,752.79	98.65%	7,097,367.86	96.33%
TITLE 2	AGENCY'S BUILDING AND ASSOCIATED COSTS	2,768,716.00	2,638,465.44	95.30%	1,630,136.07	58.88%
TITLE 3	OPERATIONAL EXPENDITURE	5,735,997.00	5,665,769.86	98.78%	787,858.19	13.74%
	TOTAL BUDGET 2011	15,872,582.00	15,572,988.09	98.11%	8,515,362.12	59.96%

Title 1

The budget allocated under Title 1 was implemented to a level of 98.65% during the financial year 2016. The slightly low implementation of commitment appropriations level is a result of vacancy gaps during the year and application of adjustments to remuneration and rate of contribution to the pension scheme of officials and other servants of the European Union as well as the correction coefficient for Slovenia. All these lead to some budgetary savings.

Title 2

The Agency managed to finalise most of the tender procedures launched during the financial year 2016 and this resulted in a high implementation of the allocated budget under Title 2.

The renewal of few large contracts that expired towards the year-end led to a low implementation of the payment appropriations resulting in the need to carry forward these funds into the following financial year.

Title 3

The Agency managed to place all the planned orders before the end of the year, which resulted in a high implementation of the commitment appropriation. However, the low

implementation of the payment appropriations was influenced by the nature of the REMIT project that extends over several years.

Current year assigned revenue – C4

Title	Heading	Assigned revenue €	Commitments €	Commitment execution %	Payments €	Payment execution %
TITLE 1	EXPENDITURE RELATING TO EMPLOYEES OF THE AGENCY	4,730.53	-	0.00%	-	0.00%
TITLE 2	AGENCY'S BUILDING AND ASSOCIATED COSTS	476.16	-	0.00%	-	0.00%
	TOTAL	5,206.69	-	0.00%	-	0.00%

The total amount of €5,206.69 recorded as assigned revenue for the financial year 2016 related to recovered overpaid amounts and training fee refunds has not been used during the year and will be returned to the Commission during 2017 as part of the total unused funds for the year 2016.

Carry forward appropriation – fund source C8

Title	Heading	Budget carried forward from 2016 €	Commitments €	Commitment execution %	Payments €	Payment execution %
TITLE 1	EXPENDITURE RELATING TO EMPLOYEES OF THE AGENCY	123,305.72	97,743.66	79.27%	97,743.66	79.27%
TITLE 2	AGENCY'S BUILDING AND ASSOCIATED COSTS	790,520.57	631,298.95	79.86%	631,298.95	79.86%
TITLE 3	OPERATIONAL EXPENDITURE	1,363,546.18	1,325,091.99	97.18%	1,325,091.99	97.18%
	TOTAL	2,277,372.47	2,054,134.60	90.20%	2,054,134.60	90.20%

Title 1

Appropriations carried forward under Title 1 related mainly to staff training costs, schooling fees and missions expenditure. The cancelled amounts will be returned to the Commission during 2017.

Title 2

Most of the appropriations carried forward under this title were consumed in order to honour obligations the Agency had towards its suppliers. Most of the appropriations cancelled under this Title relate to the termination of one contract (€109,078) due to poor performance of the supplier. The unused portion was cancelled and is to be returned to the Commission.

Title 3

Appropriations carried forward under this Title were to a high extent used to cover the contracted obligations the Agency entered into the year before. The minor savings will be returned to the Commission during 2017.

Budget transfers

During the financial year 2016 a number of budgetary transfers took place in order to reallocate resources from areas where budgetary savings were identified towards areas of scarce resources to ensure the achievement of the year's objectives.

There were five lots of approved budgetary transfers made within and between titles including one budget transfer above the 10% limit approved by the Administrative Board.

The following table presents the detailed budgetary transfers made during the financial year.

Budget Line	Acceptance Date	Initial Budget	03/08/2016	18/08/2016	26/10/2016	22/11/2016	05/12/2016	Credit Available After Transfer
	Description		Normal Transfer	Normal Transfer	Normal Transfer	Normal Transfer	Normal Transfer	
A01100	Basic Salaries and correction	3,835,126.00	-1,233.00	-497,891.00			6,415.14	3,342,417.14
A01101	Family allowances	724,895.00	-83,337.00		-60,000.00		18,713.70	600,271.70
A01102	Expatriation and foreign residence allowances	739,218.00	-81,750.00		-60,000.00		968.70	598,436.70
A01110	Contract agents	948,894.00	315,497.00				-18,713.70	1,245,677.30
A01111	Seconded National Experts	200,000.00	-10,547.00		-8,000.00		-306.86	181,146.14
A01120	Training and information for staff	200,000.00		-50,000.00				150,000.00
A01130	Insurance against sickness	165,647.00		-20,068.00			577.09	146,156.09
A01131	Insurance against accidents and occupational disease	43,483.00		-8,482.00				35,001.00
A01132	Unemployment insurance for temporary staff	56,027.00	165.00				-968.70	55,223.30
A01140	Birth and death grants	1,983.00	-483.00					1,500.00
A01141	Annual travel expenses from the place of work to o	91,062.00		-11,062.00				80,000.00
A01142	Schooling fees	280,000.00		-32,950.00	-2,000.00			245,050.00
A01160	Expenditure related to recruitment	50,000.00	22,618.00				-6,863.29	65,754.71

Budget Line	Acceptance Date	Initial Budget	03/08/2016	18/08/2016	26/10/2016	22/11/2016	05/12/2016	Credit Available After Transfer
	Description		Normal Transfer	Normal Transfer	Normal Transfer	Normal Transfer	Normal Transfer	
A01161	Travel expense to take up duty	60,000.00		-54,947.00				5,053.00
A01162	Installation resettlement and transfer allowances	179,856.00	-134,611.00					45,245.00
A01163	Temporary daily subsistence allowances	127,355.00	-77,355.00					50,000.00
A01170	Supplementary clerical and interim services	147,900.00	18,021.00					165,921.00
A01171	Administrative assistance	51,000.00	20,060.00					71,060.00
A01172	Trainees	60,000.00	14,989.00		2,000.00		177.92	77,166.92
A01200	Mission expenses Administrative staff	50,000.00		-10,000.00				40,000.00
A01201	Mission expenses Director	51,000.00		-20,000.00				31,000.00
A01202	Mission expenses Director Office staff	55,626.00						55,626.00
A01300	Medical services and equipment	50,000.00	-12,581.00					37,419.00
A01401	Social welfare of staff	27,744.00						27,744.00
A01410	Staff Committee	15,000.00						15,000.00
A02000	Rent	657,753.00			-6,130.00			651,623.00
A02001	Removal costs	5,100.00					2,300.00	7,400.00
A02010	Utilities	125,000.00						125,000.00

Budget Line	Acceptance Date	Initial Budget	03/08/2016	18/08/2016	26/10/2016	22/11/2016	05/12/2016	Credit Available After Transfer
	Description		Normal Transfer	Normal Transfer	Normal Transfer	Normal Transfer	Normal Transfer	
A02011	Cleaning and maintenance	100,000.00		6,570.00				106,570.00
A02020	Insurance	4,500.00			-430.00			4,070.00
A02030	Security and surveillance of buildings	37,000.00		17,947.00	4,000.00			58,947.00
A02031	Health and safety at work	4,000.00						4,000.00
A02040	Other expenditure on buildings	30,000.00		29,930.00	17,000.00			76,930.00
A02041	Audio & Video equipment-maintenance	18,360.00				-12,284.94		6,075.06
A02100	Consumables	13,770.00				-9,011.54		4,758.46
A02101	Software	61,200.00				-14,494.35		46,705.65
A02102	Subscriptions IT	193,800.00				152,740.83		346,540.83
A02103	Disaster recovery site	81,600.00				-81,600.00		0.00
A02210	Purchase of furniture	48,120.00			10,000.00			58,120.00
A02220	Transportation costs	115,000.00		20,500.00				135,500.00
A02230	Library acquisitions	117,300.00						117,300.00
A02300	Stationery and office supplies	20,000.00			7,000.00			27,000.00
A02310	Bank charges	1,020.00			-520.00			500.00
A02320	Legal expenses	100,000.00			-25,820.00			74,180.00

Budget Line	Acceptance Date	Initial Budget	03/08/2016	18/08/2016	26/10/2016	22/11/2016	05/12/2016	Credit Available After Transfer
	Description		Normal Transfer	Normal Transfer	Normal Transfer	Normal Transfer	Normal Transfer	
A02321	Expert consultation MMD	50,000.00			233,596.00			283,596.00
A02322	Expert consultation Gas	200,000.00			-33,000.00		-1,227.03	165,772.97
A02323	Expert consultation Electricity	200,000.00			-107,500.00		-17,500.00	75,000.00
A02324	Expert consultation Administration	6,426.00			-6,426.00			0.00
A02325	External audit expenses	6,500.00					18,727.03	25,227.03
A02326	Information security	75,000.00			-65,000.00		-2,300.00	7,700.00
A02330	Administrative Board meetings	36,720.00						36,720.00
A02331	Board of Regulators meetings	128,080.00			-24,770.00			103,310.00
A02332	Board of Appeal	49,000.00						49,000.00
A02333	External participants to meetings	11,100.00						11,100.00
A02334	EU Agencies Network	1,930.00						1,930.00
A02400	Postal charges	8,000.00			-2,000.00			6,000.00
A02410	Telecommunications subscriptions and charges	83,850.00				-35,350.00		48,500.00
A02420	Hardware and other equipment	103,640.00						103,640.00
B03000	Representation expenses - Director	5,000.00						5,000.00
B03001	Representation expenses - Administration	3,600.00			-3,100.00			500.00
B03002	Representation expenses - Electricity	6,000.00	-3,000.00					3,000.00

Budget Line	Acceptance Date	Initial Budget	03/08/2016	18/08/2016	26/10/2016	22/11/2016	05/12/2016	Credit Available After Transfer
	Description		Normal Transfer	Normal Transfer	Normal Transfer	Normal Transfer	Normal Transfer	
B03003	Representation expenses - MMD	6,000.00			-6,000.00			0.00
B03004	Representation expenses - Gas	5,000.00						5,000.00
B03100	Operational Missions Gas Department	95,000.00	-10,000.00					85,000.00
B03101	Operational Missions Electricity Department	95,000.00	-14,000.00					81,000.00
B03102	Operational Missions Market Monitoring Department	75,000.00						75,000.00
B03200	Public hearings workshops conferences	135,900.00	-35,900.00			-3,800.00		96,200.00
B03201	Website set up and maintenance	59,500.00	35,900.00		36,000.00	-1,450.00		129,950.00
B03202	Publications information material	60,600.00	-20,000.00			-1,550.00		39,050.00
B03300	Translation at CDT	70,500.00		7,000.00	5,000.00	6,800.00		89,300.00
B03400	Insurance	6,000.00			-1,000.00			5,000.00
B03500	Hosting deployment and operations	2,000,000.00			115,487.30			2,115,487.30
B03501	ARIS development support licences subscriptions	1,007,482.00		338,000.00	-1,437.29			1,344,044.71
B03502	Surveillance and BI tools customisation licences a	450,000.00	57,547.00	142,453.00				650,000.00
B03503	IT and expert consultancy	886,415.00		143,000.00	-16,950.01			1,012,464.99
		15,872,582.00	0.00	0.00	0.00	0.00	0.00	15,872,582.00

ESTABLISHMENT PLAN

The number of temporary posts as authorised under the 2016 budget are as follows:

Function group and grade	2016	
	Authorised under EU Budget	
	Permanent Posts	Temporary Posts
AD 16	0	0
AD 15	0	1
AD 14	0	0
AD 13	0	0
AD 12	0	0
AD 11	0	5
AD 10	0	0
AD 9	0	2
AD 8	0	10
AD 7	0	10
AD 6	0	7
AD 5	0	19
AD total	0	54
AST 11	0	0
AST 10	0	0
AST 9	0	0
AST 8	0	0
AST 7	0	0
AST 6	0	0
AST 5	0	1
AST 4	0	1
AST 3	0	13
AST 2	0	0
AST 1	0	0
AST total	0	15
TOTAL	0	69
GRAND TOTAL	69	

Function group and grade	2016 Authorised under EU Budget	Amended 2016 ¹² ESTABLISHMENT PLAN (according to Art. 38 of the ACER FR (Decision AB No 22/2013))	
		Amendments	Amended Establishment Plan 2016
AD 16	0		0
AD 15	1		1
AD 14	0		0
AD 13	0		0
AD 12	0	3	3
AD 11	5		5
AD 10	0		0
AD 9	2		2
AD 8	10		10
AD 7	10		10
AD 6	7		7
AD 5	19	-3	16
Total AD	54	0	54
AST 11	0		0
AST 10	0		0
AST 9	0		0
AST 8	0		0
AST 7	0		0
AST 6	0	1	1
AST 5	1	3	4
AST 4	1		1
AST 3	13	-4	9
AST 2	0		0
AST 1	0		0
Total AST	15	0	15
GRAND TOTAL	69	0	69

¹² Decision AB n° 21/2016 of the Administrative Board of the Agency for the Cooperation of Energy Regulators of 15 December 2016 amending Decision AB No 21/2015 of the Administrative Board of the Agency for the Cooperation of Energy Regulators of 17 December 2015 on the adoption of the budget for the financial year 2016 and on the establishment plan of the Agency for the Cooperation of Energy Regulators as amended by Decision AB No 3/2016 of 27 January 2016.